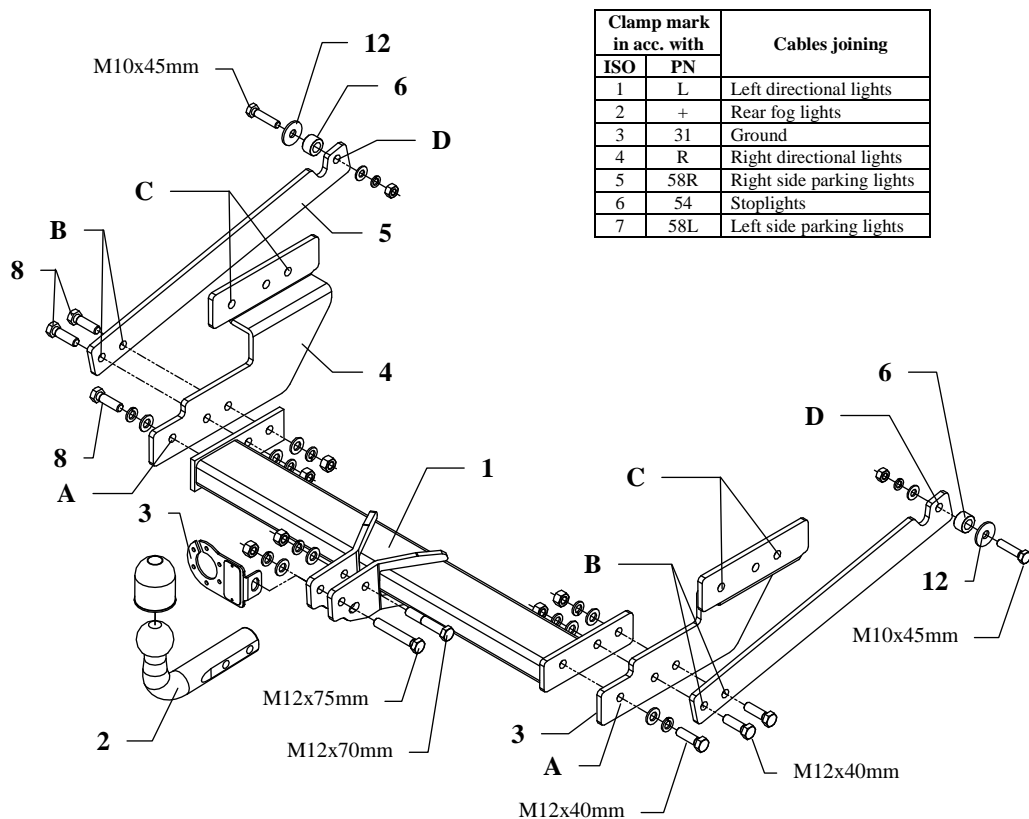


FITTING INSTRUCTION



This towing hitch is designed to assembly in following cars:
VOLKSWAGEN T4 Transporter, Multivan, Caravelle, metal built-up, 2WD, 4WD, produced since 01.1996 till 01.2003, catalogue no. **K27** and is prepared to tow trailers max total weight **2500 kg** and max vertical load **100 kg**.

From manufacturer

Thank you for buying our product. Their reliability has been confirmed in many tests. Reliability of towing hitch depends also on correct assembly and right operation. For this reasons we kindly ask to read carefully this instruction and apply to hints.

The towing hitch should be install in points described by a car producer.

The instruction of the assembly

1. Disassemble the bumper and two bolts from the left and right side.
2. Position the side brackets (pos. 3 and 4) to the car frame and fix it using dismantled bolts (see point 1.)
3. Slide the main bar of towing hitch (pos. 1) between mounted side brackets (pos. 3 and 4), and fix it through the holes (pos. A) using bolts M12x40mm (pos. 8).
4. Fix the jibs (pos. 5) to the mounted elements of towing hitch through the holes (pos. B) using bolts M12x40mm (pos. 8).
5. Then fix it together with distance sleeves (pos. 6) and big washers (pos. 12) to the car frame through the holes (pos. D) using bolts M10x45mm (pos. 9).
6. Fix tow ball (pos. 2) using bolt M12x75mm (pos. 8) and M12x70mm (pos. 9). With bolt M12x75mm fix also a socket plate (pos. 3). See figure 1.
7. Fix tight all bolts according to the torque shown in the table.
8. Connect electric wires of 7-poles socket according to the instruction of the car. (Recommend to make at authorized service station).
9. Complete paint layer damaged during installation.

Torque settings for nuts and bolts (8,8):

M6 - 11 Nm	M 8 - 25 Nm	M 10 - 50 Nm
M 12 - 87 Nm	M 14 - 138 Nm	M16 - 210 Nm

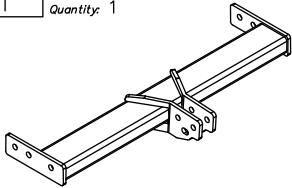
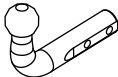
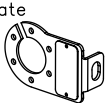

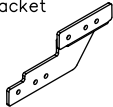
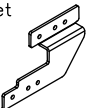

NOTE

After install the towing hitch you should get adequate note in registration book (at authorised service station).The car should be equipped with:

- Indicators
- Tow mirrors

After 1000km check all bolts and nuts. The ball of towing hitch must be always kept clear and conserve with a grease.

Towing hitch accessories:

Pos. 1	Name: Main bar Quantity: 1	Pos. 7	Name: Distance sleeve Quantity: 2 Dim.: Ø25xØ15mm L=15mm	Pos. 14	Name: Washer Quantity: 2 Dim.: Ø35xØ12x3mm
		Pos. 8	Name: Bolt 8,8 B Quantity: 1 Dim.: M12x75mm	Pos. 15	Name: Plain washer Quantity: 8 Dim.: Ø 13 mm
Pos. 2	Name: Tow ball Quantity: 1	Pos. 9	Name: Bolt 8,8 B Quantity: 1 Dim.: M12x70mm	Pos. 16	Name: Plain washer Quantity: 2 Dim.: Ø 10,5 mm
		Pos. 10	Name: Bolt 8,8 B Quantity: 6 Dim.: M12x40mm	Pos. 17	Name: Spring washer Quantity: 8 Dim.: Ø 12,2 mm
Pos. 3	Name: Socket plate Quantity: 1	Pos. 11	Name: Bolt 8,8 B Quantity: 2 Dim.: M10x45mm	Pos. 18	Name: Spring washer Quantity: 2 Dim.: Ø 10,2 mm
		Pos. 12	Name: Nut 8 B Quantity: 6 Dim.: M12	Pos. 19	Name: Ball cover Quantity: 1
Pos. 4	Name: Right bracket Quantity: 1	Pos. 13	Name: Nut 8 B Quantity: 2 Dim.: M10		
					
Pos. 5	Name: Left bracket Quantity: 1				
					
Pos. 6	Name: Jib Quantity: 2				
					



PPUH AUTO-HAK Sp.J.

Produkcja Zaczepów Kulowych
Henryk i Zbigniew Nejman
76-200 SŁUPSK ul. Słoneczna 16K
tel/fax +48 (59) 8-414-414; 8-414-413
E-mail: office@autohak.com.pl
www.autohak.com.pl

Towing hitch (without electrical set)

Class: **A50-X** Cat. no. **K27**

Designed for:

Manufacturer: **VOLKSWAGEN**

Model: **T4 Transporter, Multivan, Caravelle**

Type: **metal built-up, 2WD, 4WD**

produced since 01.1996 till 01.2003

Technical data:

D-value: 12,3 kN

maximum trailer weight: **2500 kg**

maximum vertical cup load: **100 kg**

Approval number acc. to regulations EKG/ONZ 55.01: E20-55R-01 0769

Foreword

This towing hitch is designed according to rules of safety traffic regulations. The towing hitch is a safety component and can be install only by qualified personnel. Any alteration or conversion of the towing hitch is prohibited and would lead to cancellation of design certification. Remove insulating compound and underseal from vehicle (if present) in the area of the matting surfaces of the towing hitch. The vehicle manufacturer's specifications regarding trailer load and max. vertical cup load are decisive for driving whereat values for the towing hitch cannot be exceeded.

D-value formula:

$$\frac{\text{Max trailer weight [kg]} \times \text{Max vehicle weight [kg]}}{\text{Max trailer weight [kg]} + \text{Max vehicle weight [kg]}} \times \frac{9,81}{1000} = D \text{ [kN]}$$